


THE MAIZE TRUST
(Registration number T8214/98)
FINANCIAL STATEMENTS
for the 6 months ended Tuesday, December 31, 2002



ASHTON

THE MAIZE TRUST
FINANCIAL STATEMENTS
for the 6 months ended Tuesday, December 31, 2002

Country of incorporation	South Africa
Type of trust	Non-trading trust
Trustees	Mr HJ Botma Mr CK Ferreira Dr. RP Mohlahlane Mr LA Makenete Mr JK Peele Mr L Wolthers
Business address	1188 Woodlands Drive Queenswood Pretoria 0186
Bankers	ABSA
Auditors	Ashton Chartered Accountants Inc. Chartered Accountants (S.A.) Registered Accountants and Auditors
Registration	T8214/98


THE MAIZE TRUST
FINANCIAL STATEMENTS
for the 6 months ended Tuesday, December 31, 2002

The reports and statements set out below comprise the financial statements presented to trustees:

Index	Page
Report of the independent auditors	3
Report of the trustees	4
Balance sheet	5
Income statement	6
Cash flow statement	7
Notes to the financial statements	8 - 11

Approval

The financial statements which appear on pages 4 to 11 were approved by the trustees on Monday, February 10, 2003 and signed on their behalf.



Trustee



Trustee



ASHTON

CHARTERED ACCOUNTANTS INC

Ashton House, 51 Lebombo St,
Ashlea Gardens, 0181
PO Box 35555, Menlo Park, 0102
Tel: +27 (012) 460 3050
Tel: +27 (012) 460 0367
Fax: +27 (012) 346 1269
E-mail: info@ashtongroup.co.za

REPORT OF THE INDEPENDENT AUDITORS TO THE TRUSTEES OF THE MAIZE TRUST

We have audited the annual financial statements of The Maize Trust set out on pages 4 to 11 for the year ended Tuesday, December 31, 2002. These financial statements are the responsibility of the trust's trustees. Our responsibility is to express an opinion on these financial statements based on our audit.

Scope


We conducted our audit in accordance with statements of South African Auditing Standards. Those standards require that we plan and perform the audit to obtain reasonable assurance that the financial statements are free of material misstatements. An audit includes:

- examining, on a test basis, evidence supporting the amounts and disclosures in the financial statements,
- assessing the accounting principles used and significant estimates made by management, and
- evaluating the overall financial statement presentation.

We believe that our audit provides a reasonable basis for our opinion.

Audit opinion

In our opinion, the financial statements fairly present, in all material respects, the financial position of the trust at Tuesday, December 31, 2002 and the results of its operations and cash flows for the 6 months then ended in accordance with South African Statements of Generally Accepted Accounting Practice, and in the manner required by the Companies Act in South Africa.


Ashton Chartered Accountants Inc.
Chartered Accountants (S.A.)
Registered Accountants and Auditors

Pretoria
Monday, February 10, 2003

**THE MAIZE TRUST
REPORT OF THE TRUSTEES
for the 6 months ended Tuesday, December 31, 2002**

The trustees present their report for the 6 months ended Tuesday, December 31, 2002. This report forms part of the audited financial statements.

1. General review

The trust's business and operations and the results thereof are clearly reflected in the attached financial statements. No material fact or circumstance has occurred between the accounting date and the date of this report.

2. Statements of responsibility

The trustees are responsible for the maintenance of adequate accounting records and the preparation and integrity of the financial statements and related information. The auditors are responsible to report on the fair presentation of the financial statements.

The trustees are also responsible for the trust's system of internal financial control. These are designed to provide reasonable, but not absolute, assurance as to the reliability of the financial statements, and to adequately safeguard, verify and maintain accountability of assets, and to prevent and detect misstatement and loss. Nothing has come to the attention of the trustees to indicate that any material breakdown in the functioning of these controls, procedures and systems has occurred during the 6 months under review.

The financial statements have been prepared on the going concern basis, since the trustees have every reason to believe that the trust has adequate resources in place to continue in operation for the foreseeable future.

3. Trustees

The trustees of the trust during the accounting period and up to the date of this report were as follows:

Mr HJ Botma
Mr CK Ferreira
Dr. RP Mohlahlane
Mr LA Makenete
Mr JK Peele
Mr L Wolthers

Pretoria

Monday, February 10, 2003

THE MAIZE TRUST
BALANCE SHEET
 as at Tuesday, December 31, 2002

	Notes	31 December 2002 R	30 June 2002 R
Assets			
Non-current assets			
Investments	3	357,458,660	370,043,938
		15,883,294	11,803,239
Current assets			
Debtors	6	756,265	3,081,310
ABSA Bank- Administration Account		15,127,029	8,721,929
Total assets		<u>373,341,954</u>	<u>381,847,177</u>
Equity and liabilities			
Capital and reserves			
Non-distributable reserve	4	100,473,691	105,047,086
Distributable reserve		97,662,457	110,247,735
		2,811,234	(5,200,649)
Non-current liabilities			
Donations	8	264,128,772	264,128,772
Current liabilities			
Trade and other payables	7	8,739,491	12,671,319
Total equity and liabilities		<u>373,341,954</u>	<u>381,847,177</u>

Capital (not a liability)

Replacement

MAGE

THE MAIZE TRUST
INCOME STATEMENT
for the 6 months ended Tuesday, December 31, 2002

	Note	6 months ended 31 December 2002 R	12 months ended 30 June 2002 R
Income		10,840,328	17,077,969
Dividends received		4,728,477	9,639,841
Interest received		6,111,851	7,414,837
Sundry income		-	23,291
Total income		10,840,328	17,077,969
Expenditure		2,044,280	2,638,600
Administrators fees		303,036	562,615
Audit fees- Under provision		3,130	5,358
Auditors' remuneration		-	21,246
Bank charges		3,023	44,815
Conference costs		12,621	26,199
Insurance		5,940	5,500
Interest		-	271
Investment costs- Asset Manager Fees		901,575	1,664,353
Legal expenses		6,282	2,979
Maize Forum Costs		200	32,530
Maintenance of ex Maize Board Archives		650,000	-
Remuneration- Investment advisor		68,767	86,551
Secretarial fees		-	7,151
Trustees emoluments		89,706	179,032
Net surplus before allocations		8,796,048	14,439,369
Allocations to beneficiary	9	(784,165)	(23,970,116)
Net surplus/(shortage) after allocations for 6 months		8,011,883	(9,530,747)
(Accumulated shortage)/retained surplus at beginning of 6 months	12	(5,200,649)	4,330,098
Retained surplus/(accumulated shortage) at end of 6 months		2,811,234	(5,200,649)

THE MAIZE TRUST
CASH FLOW STATEMENT
for the 6 months ended Tuesday, December 31, 2002

	Notes	6 months ended 31 December 2002 R	12 months ended 30 June 2002 R
Cash flows from operating activities		6,405,100	397,953
Cash (utilised in)/generated by operating activities	14.1	(3,651,063)	7,313,662
Interest received		6,111,851	7,414,837
Interest paid		-	(271)
Dividends received		4,728,477	9,639,841
Allocations to beneficiary		(784,165)	(23,970,116)
Cash flows from investing activities		(12,585,278)	39,197,659
Revaluation surplus on investments			
<i>Expenditure for expansion</i>		12,585,278	(37,662,442)
Investments			
Increase in cash and cash equivalents		6,405,100	1,933,170
Cash and cash equivalents at beginning of the period	14.2	8,721,929	6,788,759
Cash and cash equivalents at end of the period	14.2	15,127,029	8,721,929

THE MAIZE TRUST
NOTES TO THE FINANCIAL STATEMENTS
at Tuesday, December 31, 2002

1 Basis of preparation

The financial statements are prepared in accordance with South African Statements of Generally Accepted Accounting Practice. The financial statements are prepared under the historical cost convention as modified by the revaluation of certain property, plant and equipment, marketable securities and investment properties.

1.1 Revenue recognition

Interest and dividends on cash and investments are recognised on an accrual basis. Interest received on investments managed by external Asset Managers are recognised after taking interest paid by such, on operating accounts, into account.

1.2 Investments

Listed investments are stated at market value.

Unlisted investments are stated at Trustees valuation.

Unrealised surpluses resulting from the revaluation of investments are treated as non-distributable reserves.

2. Intangible assets

	2002 R	2002 R
3. Investments		
Unlisted shares at cost- SAGIS	1	1
Allan Gray		
(Cost - R143 564 420; Original Cost R120 000 000)	168,212,295	167,532,317
Prudential Asset Managers		
(Cost - R120 000 000)	189,246,364	202,511,620
	<u>357,458,660</u>	<u>370,043,938</u>
Market value of listed shares	357,458,659	370,043,937
Trustees' valuation of unlisted shares	1	1
	<u>357,458,660</u>	<u>370,043,938</u>

The cost of R143 564 420 was the market value of an investment portfolio that was transferred from Old Mutual to Allan Gray Asset Managers on 8 November 2001. The original investment managed for a period by Old Mutual Asset Management was R120 000 000.

4. Non-distributable reserve

Balance at beginning of year	110,247,735	71,050,076
Movement during year:		
- Revaluation of Investment Surplus	(12,585,278)	39,197,659
Balance at end of year	<u>97,662,457</u>	<u>110,247,735</u>

THE MAIZE TRUST
NOTES TO THE FINANCIAL STATEMENTS
at Tuesday, December 31, 2002

5. Investment income

Interest income	6,111,851	7,414,837
- Interest received		
Dividend income	<u>4,728,477</u>	<u>9,639,841</u>
- Dividends received from listed companies	<u>10,840,328</u>	<u>17,054,678</u>
	2002	2002
	R	R

6. Debtors

Prudential Asset Managers	511,047	596,131
Prepaid Expenses	-	47,883
Allan Gray Asset Managers	<u>245,218</u>	<u>2,437,296</u>
	<u>756,265</u>	<u>3,081,310</u>

7. Creditors

Nu Farmer and African Entrepreneur	-	73,530
Climatic and Agricultural Bulletin	155,000	155,000
University of Cape Town	1,188,000	1,188,000
Ashton Chartered Accountants Inc.	-	17,540
Prudential Asset Managers	53,935	57,886
Allen Gray Asset Managers	71,915	54,721
SARS- PAYE	1,664	5,289
Agricultural Research Council	6,704,629	6,704,629
Grain SA	-	4,414,724
MGX Outsourcing- Scanning	564,348	-
	<u>8,739,491</u>	<u>12,671,319</u>

8. Donations

Donations consist of advances received from the Maize Board		
- Received 1999	244,128,772	244,128,772
- Received 2000	15,000,000	15,000,000
- Received 2001	5,000,000	5,000,000
	<u>264,128,772</u>	<u>264,128,772</u>

9. Allocations to

Agricultural Research Council	-	9,350,165
Nu Farmer and African Entrepreneur	-	294,120
SAGIS	1,386,411	2,801,331
University of The Free State- Formerly to AFMA	-	37,449
SA Grain Laboratory	(92,152)	1,485,364
University of Cape Town	-	1,703,000
Grain South Africa	(510,094)	7,666,433
Limpast	-	632,254
	<u>784,165</u>	<u>23,970,116</u>

THE MAIZE TRUST
NOTES TO THE FINANCIAL STATEMENTS
at Tuesday, December 31, 2002

10. Taxation

No provision for taxation has been made for 2002 as the company is exempted from income tax in terms of the provisions of section 10 (1)(cA)(i) of the SA Income Tax Act. SARS reviewed this exemption with the introduction of new legislation and the Trust must reapply to qualify for the exemption. The application is currently in progress.

11. Risk management

The Trust instituted the following control measures to minimise risks pertaining to listed companies:

- Funds available for investment has been distributed between two reputable asset managers companies;
- An investment advisor to the trust has been appointed ; and
- An investment committee has been formed within the Trust.

12. Retained Income

During the financial year ended 30 June 2002 certain allocations, duly authorised by the trustees, were made from the capital of the Trust. The amount of R5,200,649 should therefore not be recouped from future trading surplus funds, but from realised gains from investments.

13. Fair values

The carrying amount of cash and cash investments and accounts payable were used in the determination of fair value.

14. Notes to the cash flow statement

	2002 R	2002 R
<i>14.1 Cash (utilised in)/generated by operating activities</i>		
Net profit	8,796,048	14,439,369
Adjustments for:		
Investment income	(10,840,328)	(17,054,678)
Finance costs	-	271
	<u>(2,044,280)</u>	<u>(2,615,038)</u>
Movements in working capital		
Decrease/(increase) in accounts receivable	2,325,045	(1,567,515)
(Decrease)/increase in accounts payable	(3,931,828)	11,496,215
	<u>(3,651,063)</u>	<u>7,313,662</u>

THE MAIZE TRUST
NOTES TO THE FINANCIAL STATEMENTS
at Tuesday, December 31, 2002

14.2 *Cash and cash equivalents*

Cash and cash equivalents consist of cash on hand and balances with banks. Cash and cash equivalents included in the cash flow statement comprise the following balance sheet amounts:

ABSA Bank- Administration Account

15,127,029

8,721,929